

Bari Drop-In Bath

SPECIFICATIONS


Code	Size	Capacity	Net Weight	Gross Weight
BTB1500	1500mm x 760mm x 440mm	280 Litres	18 Kg	23 Kg

FEATURES

- Classic inset design
- UV Stablised Sanitary grade acrylic
- Lumbar support
- Fittings/Pop up is not included
- 10 YR Warranty

COLORS

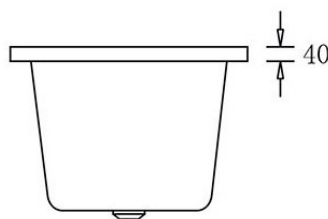
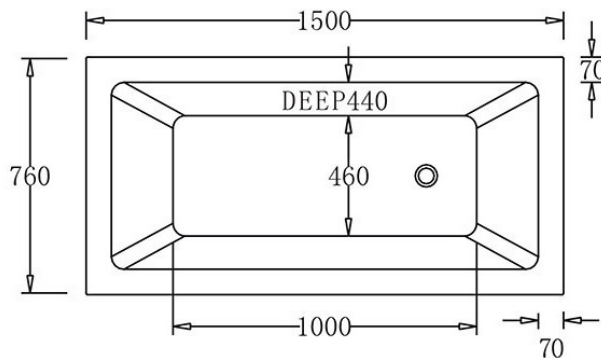
- Gloss white



MAINTENANCE & CARE

- Clean with mild soapy water using a microfibre cloth after every use.
- Do not use harsh and abrasive detergents, liquids, or pastes.
- Do not use excessive pressure while cleaning.
- Add essential oils only after the water has run in the bath. Spot test using a drop of essential oil on a concealed area of the bathtub to ensure they won't stain the bath.

CHECK OUT OUR FULL PRODUCT RANGE



Additional Information:

- In order to fully benefit from warranty claims, please ensure products are installed by a licensed plumber.
- All measurements are in millimeters.
- Dimensions are nominal and subject to normal manufacturing variations. Please

allow +/- 15 mm tolerance.

- For mark-ups & roughing-in, always use actual product measurement.
- Specifications may vary without notice as part of our continuous improvement practices.